

PRESTIGE
OAK FLOORING



If you love the look of fine oak flooring then Prestige Oak is the natural choice. Sharing the unrivalled beauty and character of traditional European Oak, Prestige Oak Flooring is a popular choice amongst leading Australian architects and designers. Design flexibility is assured with stunning extra wide planks and an extensive palette of pre-finished natural, and stained décors.

Our versatile Prestige Oak range includes a selection of widths and thicknesses for a variety of applications. Available in both traditional Tongue & Groove and the ever popular Unilin click system for fast and convenient installation.

On-trend colours, scratch resistant coatings, Prestige Oak flooring ensures lifetime enjoyment.



TAN

STOCK PROFILES AVAILABLE

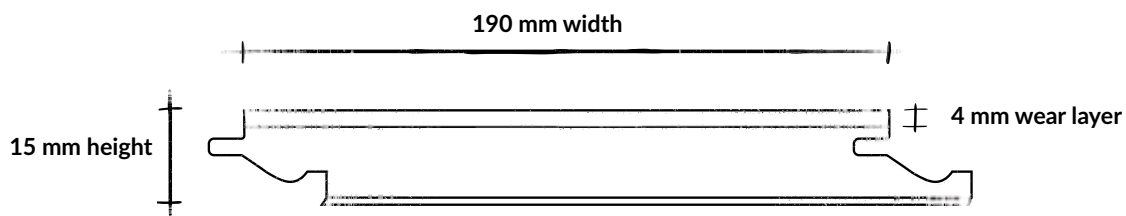
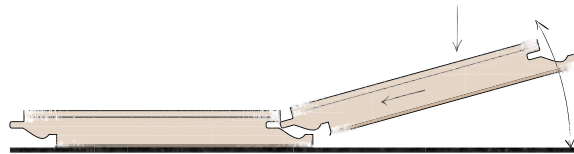
Prestige Oak Click is designed to be installed as a floating installation utilising the click together method of assembly over an acoustic underlay incorporating a Moisture Barrier.

Our Click stock range is **190 x 15/4 mm**. The click together profile is also suitable with a direct fix adhesive method of installation. Our Tongue & Groove (T&G) **220 x 21 mm** Wide Plank is ideally suited for direct fix adhesive method of installation.

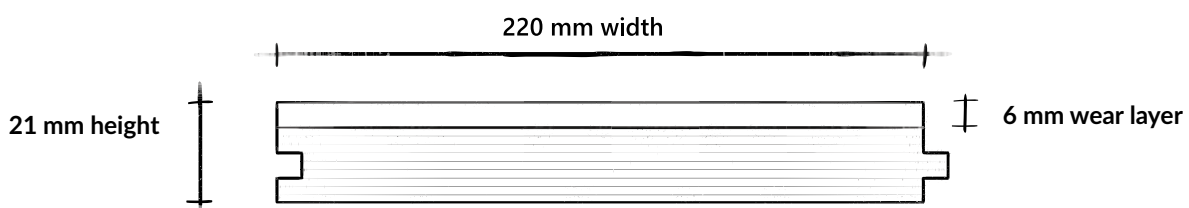
Both methods of installation require skilled installation techniques and we highly recommend you engage only qualified install professionals. Please check with your reseller or the helpful site at ATFA (Australian Timber Flooring Association) to locate a specialist installer.

Other widths & thicknesses are available for contract orders, minimum volumes will apply, please check for availability.

PRESTIGE OAK CLICK



PRESTIGE OAK T&G





DETAILS AND THE BEAUTY

The unique specifications of Prestige Oak flooring make it ideal for installation throughout homes, apartments or commercial applications with the exception of wet areas such as bathrooms and laundries.

- ▀ Engineered construction, real European Oak. Easy care and maintenance, allergy free.
- ▀ Pre-finished European water-based UV lacquer. Superior matte wear resistant coating, timeless look.
- ▀ Variation in specific colours and grade may include: black & mineral streaks, sapwood, ray flecks, filled splits & knots, checks, and natural batch colour toning. These are all natural characteristics of European Oak.
- ▀ VOC Emissions: <E1. Below World Health Organisation Levels. 'CE' label is the manufacturer's declaration that the product meets the European conformity code.
- ▀ Fire & Slip test certified to current Australian Standards. Suitable for install over Hydronic in-slab heating only.



CANNES



ENGINEERED FOR QUALITY

Creating a timber floor that shows character starts with an emphasis on quality. Engineered floors are designed to provide excellent characteristics un-matched by solid wood floors. Our Prestige Engineered Oak will have a higher resistance to moisture fluctuations than solid timber making it less susceptible to plank deformation caused by shrinkage, cupping, warping and bowing. When installed correctly your Engineered Oak floor will display the same look, feel and benefits normally associated with a solid timber floor. Prestige Oak is manufactured utilising resource efficient engineering processes using our valuable Oak resource where it's needed most, and that's the wear layer.

- Multi-ply Hardwood Construction
- Grade ABCD Janka Hardness 5.5 – 6.0kN
- 190 x 15 / 4 mm Click for floating install & T&G for direct fix
- 220 x 21/6 mm T&G for Direct Fix Install
- Set Length with nested shorts
- Micro Bevel 4 sides & Light Brushed Surface
- VOC Free Water Based Matte Coating E1
- Australian Fire & Slip test certified
- T&G & Click Stair Nosing Available
- Suitable for Hydronic in-slab Heating Only

25 Year Limited (Lifetime) Structural Warranty
20 Years Limited Residential Coating Warranty
5 Years Limited Commercial Structural
& Coating Warranty



CANNES



CANNES



STORM

The design versatility
of Oak, let your
imagination run wild.

PRESTIGE OAK

190 x 15/4mm. Click Profile



Avola Natural



Castle Grey



Chestnut



Dark Brown



Ebony



Espresso



Grey Wash



Heritage Grey



Hex Grey



Iron Grey



Latte



Liquorice

PRESTIGE OAK

190 x 15/4mm. Click Profile



Limewash



Marble



Parana



Riesling



Sauvignon



Storm



Straw



Tan



Vanilla



White Sands

PRESTIGE OAK

220 x 21/6mm. T&G Profile



Aged Oak



Black Fox



Bleached Driftwood



Cannes



Champagne



Chardonnay



Crema



Derby Brown



Dover Grey



French Brown



Glacier



Grey Mist

PRESTIGE OAK

220 x 21/6mm. T&G Profile



Grigio



Latte



Merlot



Mink Grey



Moonlight



Moscato



Parana



Semillon



Slate



Tokay



White Wash

Images for illustrative purposes only, batch and grade variations will occur.

Ranges & Colours are updated throughout the year, please check www.preferencefloors.com.au or our local office contacts for availability.



RIESLING

STAIR NOSING

Both Tongue & Groove & Click Stair nosing is available to support our range of Engineered Oak products.

Stair nosing can be supplied directly from Preference Floors to suit your colour selection or a Reseller may offer these directly from a third party manufacturing to suit local building regulations.

If stairs are involved in your project it is wise to spend time discussing this matter prior to purchase. These images are for illustrative purposes only.



T&G Stair Nosing



Click Stair Nosing

TRIMS & SCOTIA

An extensive range of Scotia colours and Aluminium floor trims are available. These elements form an integral part of all floor installations and especially when floating installations are required.

As per our warranty guidelines, all floating installations will require perimeter expansion and transition trims. It is wise to spend time discussing trim requirements prior to purchase. Some example images below.



Reducer



U Channel



Expansion / Transition

UNDERLAYS

For all floating installations a quality acoustic underlay incorporating a moisture barrier film is required to deliver an optimum outcome. The 3 options available from Preference Floors provide varying price points all meeting National Construction Code (NCC) / Building Code of Australia (BCA) standards for Residential & Multi-Residential construction.

For specific Body Corporate or residential applications please consult with your building or design professional for guidance to make sure your requirements are satisfied. Acoustic test data for each product is available on request.

1. Standard White Acoustic 20dB

- Residential Use

2 mm PE Water Resistant Film with overlap for tape. 20 & 50m2 Rolls available, Width 1 Metre.

2. Ultra Green Acoustic 20 dB

- Residential & Multi Res Use

2 mm High Compression XPE Foam & PE Water Resistant Film with overlap for tape. 20 m2 Rolls available, Width 1 Metre.

3. Natural Cork Acoustic 20 dB – Residential & Multi-Res Use

2 mm High Density Cork inc. PE Water Resistant Film with overlap for tape. 10 m2 Rolls available, Width 1 Metre.



RECOMMENDED CLEANING PRODUCTS

Proper maintenance is often the most overlooked aspect of a timber flooring project. Preventative maintenance includes the installation of adequate mats at all entrances and felt protectors on furniture legs to prevent scratching. On-going maintenance includes proper cleaning methods and use of professional cleaning solutions and equipment.

Bona and Loba products are readily available from specialist timber floor and carpet resellers.



A full range of non-toxic timber floor care products are available.

Contact Loba Australasia on 03 9460 3444 for reseller locations near you.



A full range of non-toxic timber floor care products are available.

Contact Bona Australia on 03 9543 4399 for reseller locations near you.



Methods of engineered plank construction lay-up


The manufacturing of engineered flooring is designed to be more resource efficient using up to 2/3 less of our valuable Oak resource when compared to solid timber floors.

Pre-finished Engineered flooring is dimensionally more stable than solid timber flooring enabling quicker installation with less site related trades to complete the flooring installation.

The two popular methods of engineered construction include, Multi-ply T&G & Click Profile. Both profile installation methods have proven to be highly reliable over many decades of use.

Prestige Oak Multi-ply T&G

Provides a core manufactured from mixed hardwood with each core veneer (approx. 2mm) running in an alternate direction to the next veneer. This provides enhanced radial and longitudinal stability. The T&G is profiled into this section. A wear layer of Solid Oak is then permanently bonded to the multi-ply core. Wear layer thickness will vary depending on the product selected, usually, 2, 3, 4 or 6mm.



Prestige Oak Multi-ply Click Profile

Click profile is essentially the same type of construction with a patented click locking connection profiled into the multi-ply core. Click installation is designed for floating applications making the product quicker & easier to install. Wear layer thickness will vary depending on the product selected, usually, 2, 3 or 4mm.

What to look for

Selection Process

Oak is a natural product and due to the many facets involved in the manufacturing process, each batch, whilst reasonably consistent, will display possible grade and colour batch variations. Quality guidelines are established with our manufacturing partners to set boundaries on variations of colour and grade.

Importantly, always check and confirm your selection when your final purchase is being made. The samples are just that, they are a reflection of one piece of nature at a given time.

Store samples will often deepen or lighten depending on the surface colour and exposure to both direct and indirect UV.

Pre-installation

To avoid unwanted surprises please make sure the batch you received at site is consistent with the specification before installation. Ideally make sure someone checks the colour prior to installation. Do not assume your reseller or installer has checked the colour before delivery to site.

It's easy to assess an issue at this stage and fix any obvious errors, in many examples the site installer may have no idea what was originally expected.

Don't take a risk, open a few cartons to satisfy yourself, if in doubt make immediate contact with your point of purchase.

A new floor installed over an existing floor that has squeaks and movement etc. will not fix structural sub-floor problems.

The sub-floor in both new and or existing construction requires careful assessment to make sure the new floor is suitable for installation.

Remedial activities such as levelling, re-fixing joist and bearers, replacing rotten timber are common considerations when tackling new floor projects.

A flat, secure and dry substrate is essential to achieve a quality outcome.

Installation Methods

Installation methods include both Tongue & Groove Direct Fix method and Click assembly for floating installations.

Both methods are excellent however cost & time are the usual issues for consideration. T&G Direct Fix requires a higher budget and will take longer to install. The Direct Fix method of installation will provide an improved acoustic outcome and feel along with minimal expansion requirements.

Patented Click floating installations are very popular because they are a convenient and cost effective method for modern construction. To improve acoustic performance they will require a quality 2 mm Acoustic Underlay with a moisture vapour barrier to improve transmission sound, impact noise and impede moisture ingress.

Most importantly Click floating installations will require perimeter and room to room expansion / transition trims to break the individual room. They are recommended in our installation guides and if left out by the installer will impact on the floor performance and our warranty provisions. Please discuss this matter when talking with your reseller or designer.

Care & Maintenance

For all engineered oak flooring correct maintenance and cleaning is required to keep your floor looking great. Preventative maintenance includes the installation of quality mats at all entrances and felt protectors on furniture legs to prevent scratching. If other trades are still active at the site it's wise to place a protective covering over the floor whilst construction continues. This should avoid site related damage. Do not tape covering directly to surface coating. Do not leave protective covering in-situ for an extended period of time. Humidity will build up under the floor protective covering resulting in damage to the floor coating. Our coating warranty will not cover this type of damage.

On-going maintenance includes proper cleaning methods and use of protective cleaning products to keep the floor looking good. A correctly maintained timber floor should almost never need to be sanded back to bare timber. Avoid using any generic floor cleaning solutions regularly sold as Floor Cleaner. Generic floor cleaning solutions will damage the floor coating. Bona or Loba floor care products are a safe and reliable way to keep your floor in great shape.

**Preference Floors
Adelaide**
t +61 8 8262 2774
sa@preferencefloors.com.au

**Preference Floors
Perth**
t +61 8 9471 7785
wa@preferencefloors.com.au

**Preference Floors
Brisbane**
t +61 7 3875 1688
qld@preferencefloors.com.au

**Preference Floors
Sydney**
t +61 2 9738 1188
sales@preferencefloors.com.au

**Preference Floors
Melbourne**
t +61 3 9794 5111
vic@preferencefloors.com.au