




SWITZERLAND



# KRONOSWISS AQUASTOP



 <p>NATURAL RESSOURCES</p>	 <p>CHILD &amp; PET FRIENDLY</p>	 <p>WET MOPPABLE</p>
<p><b>AQUASTOPBENEFITS</b></p>		






THE 48 H / 72 H PROTECTION AGAINST EVERYDAY HOUSEHOLD SPILLS AND PET MESSSES.



KRONOSWISS AQUASTOP is engineered to withstand topical moisture such as everyday household spills for at least 48 / 72 hours. Still, if detected, promptly remove all liquid spills, including pet urine and never flood the floor with water.

As all wood based products, even KRONOSWISS AQUASTOP with its increased resistance, will react to the moisture in the environment and as a result will expand or contract accordingly. Although it has been designed for improved performance against water/moisture it is not waterproof and excessive wetting is to be avoided.

 <p>NATURAL RESSOURCES</p>	<p><b>NATURAL RESOURCES</b></p> <p>Produced to strict European Standards. For a healthy living, emissions are the same as you would expect from wood in its natural state. KRONOSWISS AQUASTOP laminate is made of 100% natural materials, mainly wood.</p>
 <p>CHILD &amp; PET FRIENDLY</p>	<p><b>CHILD &amp; PET FRIENDLY</b></p> <p>KRONOSWISS AQUASTOP is a natural product, which according to a recent survey by the prestigious Fraunhofer Institut poses no risk to health. This makes it particularly suitable for young children and pets, who spend a lot of time in contact with the floor.</p> <p>In addition its superior abrasion (cl. AC 5/33), scratch- and impact resistance performance make KRONOSWISS AQUASTOP a highly resilient floor.</p>
 <p>WET MOPPABLE</p>	<p><b>WET MOPPABLE</b></p> <p>KRONOSWISS AQUASTOP can be cleaned with a wet mop. We recommend the usage of a vacuum cleaner or a dust mop for regular cleaning. If necessary, the floor may be cleaned with a wet mop. Avoid using too much water. Do not pour liquid directly on the floor or use an excessively wet mop that will leave puddle of water standing on the floor.</p>

### INSTALLATION IN BATHROOMS

When installing KRONOSWISS AQUASTOP laminate in any area that could be subject to moisture, such as bathrooms, one must seal the locking mechanisms/ the spots where the laminate planks meet as you install the laminate flooring. You can buy a laminate floor sealant at most home improvement stores. In addition to that a mold resistant waterproof silicon sealant should be used to completely fill all of the expansion joints around the perimeter of the floor. This will prevent water from getting below the floor which could cause the floor to fail.

### CARE & MAINTENANCE

KRONOSWISS AQUASTOP laminate floors are very easy to care for. They need neither special cleaning agents nor any other subsequent treatment. A vacuum cleaner or the occasional moist mop is perfectly adequate. This saves not only time and money, but also the use of chemicals in the household.

Although laminate floors are highly resistant, they are not indestructible. The following simple precautions protect the laminate floor from scratches and other damage:

- Use cleanwalk zones and dirt absorbing mats in the entrance area
- Quickly remove all dirt, sand, grit, and other foreign bodies
- Fit furniture, and especially chairs with felt pads
- Immediately wipe up spilled liquids
- Use office chairs with soft casters or on protective mats

**Regular cleaning**

- Remove loose dust from the floor with a broom, or better with a duster
- Vacuum clean with a floor nozzle fitted with soft brushes
- If necessary, the floor may be cleaned with a wet mop. Avoid using too much water. Do not pour liquid directly on the floor or use an excessively wet mop that will leave puddle of water standing on the floor. Clean water without additives is adequate.

**Not suitable**

- Steam cleaners
- Polish, wax, oil, paint, etc. These cannot bond to the melamine surface and can give rise to undesired changes.
- Acids
- Abrasive cleaning agents, sponges, cloths, pads, etc.
- Sanding

Visit further information [www.eplf.com/infomaterial](http://www.eplf.com/infomaterial)

**Warranty conditions**

Kronoswiss laminate flooring needs to be, both before and during its installation, checked fully for any kind of defects. Once installed, the flooring panels are deemed to be of an acceptable quality. Kronoswiss laminate flooring has to be installed in an expert manner, according to the installation instructions, in a dry area in accordance with its respective Utility Category. If installed in damp rooms you must follow the Kronoswiss «Installation in Bathrooms» instructions, otherwise the warranty will be void. Affected areas on Kronoswiss laminate floors have to be of an area that is at least 1 cm<sup>2</sup>, and easy to identify. In particular, where the decorative layer has been rubbed off completely. Affected areas on the Plank edges caused either by inappropriate use or maintenance, or especially mechanical stress are not covered by the warranty. To make a claim under the Warranty, Kronoswiss laminate flooring must have been treated according to the care instructions and regularly cleaned and maintained. Any warranty claims are to be submitted by the very latest within 30 days of the occurrence being noticed. This must be done in writing with the original proof of purchase. In order to assess the warranty claim, SWISS KRONO AG shall have the right to inspect the affected area on site.

Once the claim on the Warranty is accepted, SWISS KRONO AG undertakes to offer replacement material for the affected area. If the affected Flooring is no longer available, the buyer may select a substitute equivalent product from the current range of SWISS KRONO AG. Given that there is an annual 10% use-related depreciation of the Kronoswiss Laminate Flooring, SWISS KRONO AG will make the replacement of material, based on the corresponding annually reduced amount of the affected area. A liability for further or associated cost and damages, especially consequential - as with the installation, removal, transportation, and disposal of damaged flooring panels etc. - is excluded. This also applies to damages or compensation of any kind.

Should there be a valid claim made under the warranty, the warranty period will not be extended.

**AQUASTOP LAMINATE WARRANTY**

**AC5 - 8mm:** 35 Year Limited Structural Warranty | 5 Year Limited Commercial Warranty

**AC5 - 12mm:** 35 Year Limited Structural Warranty | 5 Year Limited Commercial Warranty

**AC5 - 14mm:** 35 Year Limited Structural Warranty | 5 Year Limited Commercial Warranty